

PRESSED STAINLESS STEEL SHELVES TROLLEYS

dismountable version

Art. 1400C
 Art. 1405C
 Art. 1410C
 Art. 1400
 Art. 1405
 Art. 1410
 Art. 1402
 Art. 1407
 Art. 1412



Art.1405

Summary

<i>Declaration of Conformity.....</i>	<i>pag.2</i>
<i>Introduction and Warranty.....</i>	<i>pag.2</i>
<i>Warning.....</i>	<i>pag.2</i>
<i>Environmental Notes.....</i>	<i>pag.2</i>
<i>Purpose of the Product.....</i>	<i>pag.3</i>
<i>Technical features.....</i>	<i>pag.3</i>
<i>Installation.....</i>	<i>pag.3</i>
<i>Instructions for users.....</i>	<i>pag.3</i>
<i>Maintenance and cleaning.....</i>	<i>pag.3</i>
<i>Mounting Scheme.....</i>	<i>pag.4</i>
<i>Spare parts.....</i>	<i>pag.5</i>

Metalcarrelli S.r.l.

“Company subject to direction and coordination of SO.RI.MET. Srl - Cod. Fisc. 03762700403”

Via A. Gagliani 10/A - 47814 Bellaria Igea Marina - RN - Italy

Tel. 0039 (0) 541 331627 Fax 0039 (0) 541 331561

P.IVA e Cod.Fisc. 03249750401 - C.C.I.A.A. RIMINI Reg. AEE IT08020000002329

Social capital Euro 50.000,00 I.V.

www.metalcarrelli.com - info@metalcarrelli.com

COMPLIANCE OF THE PRODUCT



The company Metalcarrelli S.r.l., Via A. Gagliani 10/A, 47814 -Bellaria I.M. (RN) - Italia, P.I.V.A. 03249750401, inform that the new-making equipment:

Name: PRESSED STAINLESS STEEL SHELVES TROLLEY

Model:

<input type="checkbox"/> 1400	<input type="checkbox"/> 1400C	<input type="checkbox"/> 1402
<input type="checkbox"/> 1405	<input type="checkbox"/> 1405C	<input type="checkbox"/> 1407
<input type="checkbox"/> 1410	<input type="checkbox"/> 1410C	<input type="checkbox"/> 1412

i
s manufactured in compliance with safety requisites and with the law Directives which are enforceable to it:

2001/95/CE	Directive on general product safety.
1935/2004/CE	Directive relating to materials and articles intended to come into contact with foodstuffs.
2002/72/CE	Directive relating to plastic materials and articles intended to come into contact with foodstuffs.

Introduction and Warranty

We thank you for purchasing one of our products manufactured in compliance with the strictest norms and according to technical principles aiming at ensuring an easy and safe use in professional work environments.

The manufacturer provides a 12 month warranty for his products in compliance with the legislation in force. The warranty is not valid for electrical parts and consumable goods.

Technical interventions under warranty will be made only at Manufacturer's premises.

The fees for the transport and the delivery of the equipments will be charged to the Client.

The product guarantee must be validated by the Customer by providing the original purchasing invoice.

Safety warning

Read carefully the warnings included in this INSTALLATION, USE AND MAINTENANCE MANUAL, because they provide important information regarding a safe installation, use and maintenance.

Keep this manual for any further consultation by the operators. The manual must be kept during the whole lifespan of the equipment and it must also be available for the users for any possible consultation. It is necessary to read it for any information regarding the installation, the use and the maintenance of the equipment.

After removing the packaging, make sure of the completeness of the equipment.

The packaging materials (plastic bags, polystyrene, cardboard, etc.) must be kept away from children, because they may be dangerous. Collect and select the materials according to the type of material (e.g. cardboard, wood, plastic materials, etc.) and dispose of them in compliance with the norms in force.

Do not use acid substances or aggressive chemical agent for the machine cleaning.

Enviromental Notes

PACKING:	The packaging materials (plastic bags, polystyrene, cardboard, etc.) must be kept away from children, because they may be dangerous. Collect and select the materials according to the type of material (e.g. cardboard, wood, plastic materials, etc.) and dispose of them in compliance with the norms in force.
OUT OF ORDER:	At the end of the Machine's working life it is necessary to dismount and select the parts (electrical parts, metal loom, etc) and to dispose them in compliance with the provisions in force.

Purpose of the Product

The pressed stainless steel shelves trolleys, object of this manual, are designed and built according to the technical directive norms pertaining to them in order to improve the food transport and distribution keeping unchanged the quality and respecting the hygienic and safety conditions.

The Manufacturer recommends not to use the pressed stainless steel shelves trolleys, if not equipped with braked wheels, on a steep ground.

Technical features

- Structure in round tubular stainless steel, diam. 2.5 cm.
- Pressed stainless steel shelves forming a shallow tray, with perfectly rounded surfaces both above and below, bolted to frame and noise-proofed.
- Brushed finish.
- Grey rubber bumpers at corners.
- Swivelling castors diam. 12.5 cm.
- Total capacity kg 120.

Technical features									
Article	1400	1405	1410	1400C	1405C	1410C	1402	1407	1412
Shelves number	2	3	4	2	3	4	2	3	4
Shelf width cm	100	100	100	80	80	80	100	100	100
Shelf depth cm	50	50	50	50	50	50	60	60	60
Width cm	109	109	109	89	89	89	109	109	109
Depth cm	59	59	59	59	59	59	69	69	69
Height cm	96	96	126	96	96	126	96	96	126
Optional:	Set of 2 braked castors diam. 125 mm								
	Set of 4 shockproof wheels diam. 125 mm								
Accessories:	PVC waste bin (cm 43x31x56 h)								

Installation

The stainless steel shelves Trolleys, object of this manual, are delivered in a single packaging, disassembled.

After removing the packaging, make sure of the completeness of the equipments.

If present, remove the protection films from the trolley.

Mount the trolley according to the scheme in "MOUNTING SCHEME".

Instructions for user

Before moving the trolley make sure that, when present, the wheel brakes are not blocked.

Do not move it on uneven grounds, because the trolley may be damaged. Do not stop and leave the trolley on a steep ground. If the trolley is equipped with wheels with brakes, block them when you finish to move the trolley.

Maintenance and cleaning

CLEANING:

Use a soft cloth and a neutral cleaning product. Never use products like chlorine and bleach etc. that may corrode or eat the stainless steel or the wood.


Avoid absolutely cleaning stainless steel or the wood with a steel wool, brush or steel scraper.

MAINTENANCE:

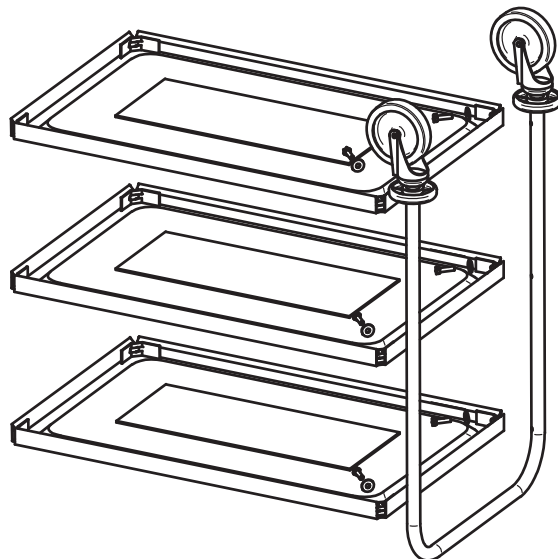
Before every use check that the wheels are not blocked by dust or other materials. If they are blocked, clean the wheels properly removing all the impurities.

Mounting Scheme

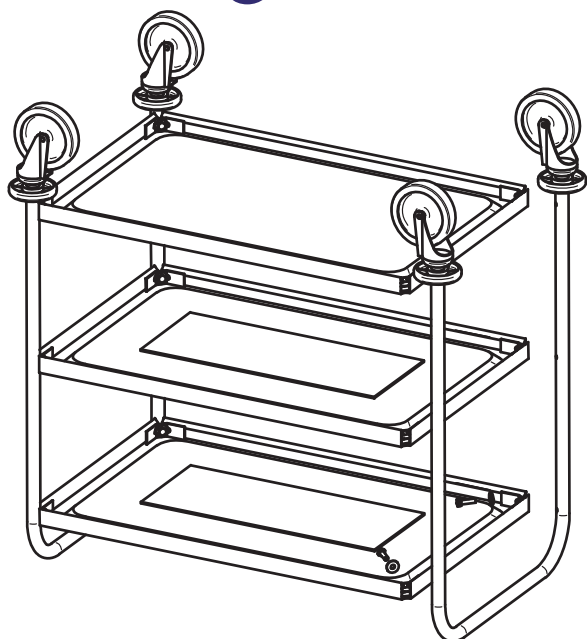
1



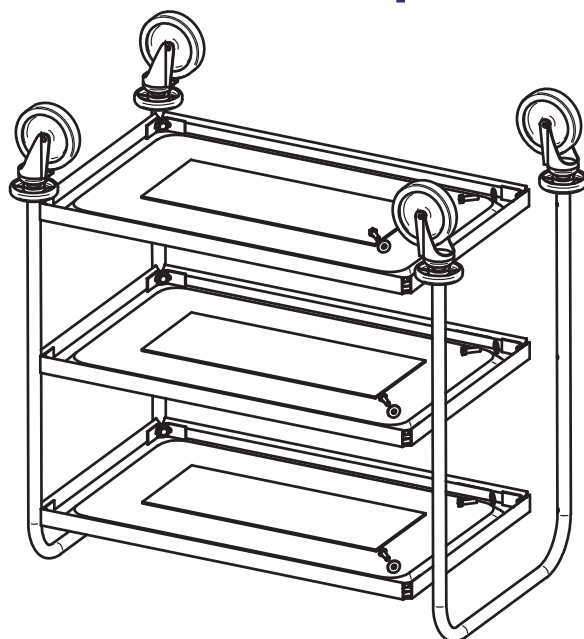
2



3



4



Spare Parts

Pos.	Code	Description	All the articles
1	005151250001	Wheel diam. 125 mm	X
1	005151250002	Wheel diam. 125 mm with brake	X
1	005201250011	Shockproof wheel diam. 125 mm	X
1	005201250012	Shockproof wheel diam. 125 mm with brake	X
2	233004680005	Rubber bumpers	X

